


[Riverheadlibrary.beanstack.org](http://Riverheadlibrary.beanstack.org)

## Signing-In

1. Go to [riverheadlibrary.beanstack.org](http://riverheadlibrary.beanstack.org)
2. Click "Sign In" in the upper right corner
3. Sign In using your Email address or Username
4. Enter your password

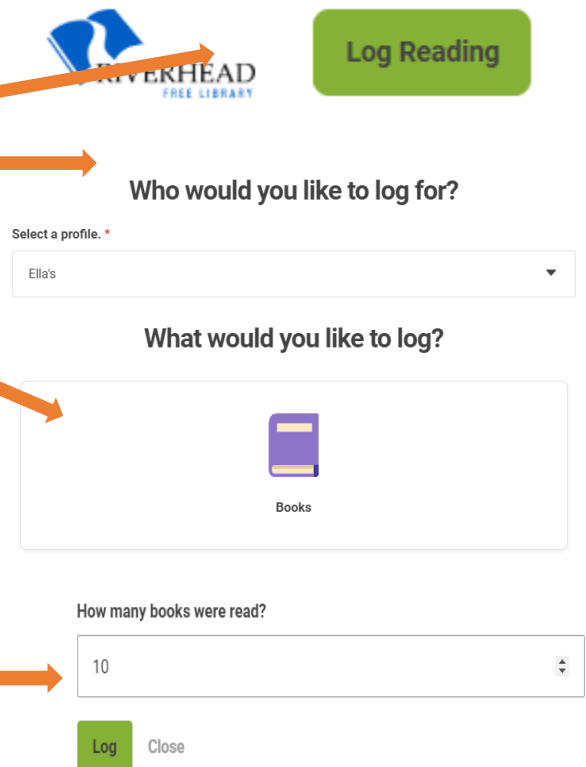


## Changing your Password

1. In the upper right corner, click the gear then "Edit Account"
2. Scroll down and enter your new password
3. Click "Save"

## Logging Books

1. Whenever you read a book, log it!
2. Click on "Log Reading" at top, left screen
3. Choose the name of the reader,
4. Then click "Books"



Log Reading

Who would you like to log for?

Select a profile. \*

Ella's

What would you like to log?

Books

How many books were read?

10

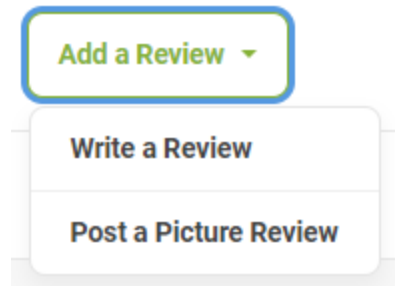
Log Close

5. Fill in the field labeled "How many books were read" and click "Log"

## Write a Review

1. Click on “Add a Review ” at the top, left of the screen, then click “Write a Review” or “Post a Picture Review”
2. Fill in the book’s information and then write a short review. Click “Save”.

\*\*Reviews will appear to other RFL Beanstack users after they have been checked by a librarian.



## Complete an Activity

We have many great activities for you to complete both inside and outside the library!

1. Click on “Log Reading and Activities” at the top of the screen
2. Choose the name of the reader, then click “Activities”
3. Choose an Activity Badge you’d like to complete.
4. Whenever you complete an activity click “Save”

